



# PARTNERSHIP for ECONOMIC PROSPERITY

## 2019 ANNUAL BRIEF

### Latah County • Top 3

#### Workforce:

PEP understands the increasing need for a skilled workforce, and works closely with the Idaho Department of Labor to support its programs designed to help businesses and workers in Idaho; from apprenticeship programs to help Idaho workers gain valuable on-the-job experience, to Youth Internship Act programs designed to serve at-risk youth in Latah County. PEP also supports a newly-formed Career and Technical Education coalition formed to encourage technology-based programs at the high school level.

#### Broadband:

The group, comprised of representatives from the University, City, County, Port, Chamber, and economic development organizations, has been formed to address the need for broadband services within rural Latah and Nez Perce counties. Working with groups such as IRON, the Interoperability Group in District 2, and the Association of Idaho Counties, the group seeks to locate, measure, and map the existing services, identify any gaps and to seek ways to fill those gaps either through federal or state funding sources.

#### Housing:

PEP is conducting a Regional Housing Needs Assessment with the intent of gaining full understanding of the region's housing issues, developing a network of stakeholders who desire to be part of the solution, and uncovering potential solutions that can provide more housing options for regional residents. Completion is anticipated by the end of June 2019.

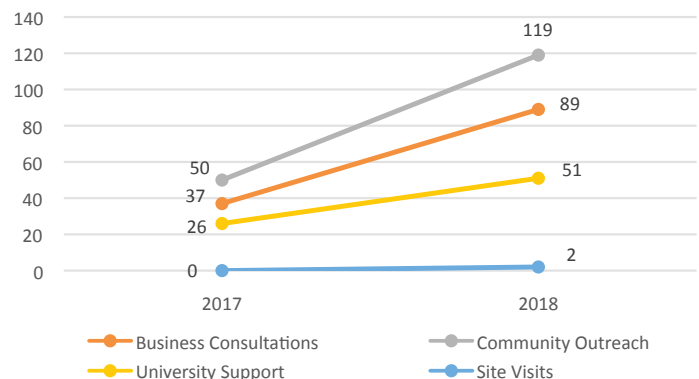
#### Daily Deliverables:

**Business Consultations:** Meetings with individual businesses, referrals to Small Business Development Center (SBDC), Clearwater Economic Development Administration (CEDA), and UI Office of Technology Transfer (OTT). County-wide field trips with University students, Idaho Department of Commerce (IDOC) visits.

**Community Outreach:** Meetings with county-wide councils, mayors and citizens. Travel to work with partner businesses, relationship management with key influencers in communities. Meetings with partner organizations such as Palouse Knowledge Corridor (PKC), CEDA and Southeast Washington Economic Development Association (SEWEDA).

**University Support:** Meetings to support University efforts. Meetings with UI OTT, UI College of Business and Economics (CBE), judging the UI Pitch, Leadership breakfasts and or meetings.

**Site Visits:** Meetings to facilitate new business recruitment into Latah County in conjunction with selected City, County and University resources.



### PEP Board of Directors 2018-2019:

**Dan Ewart**, Vice President for Information Technology and CIO, University of Idaho

**Paul Kimmell**, Regional Business Manager, AVISTA Corporation

**Gary J. Riedner**, City Supervisor, City of Moscow

**Kathie LaFortune**, Latah County Commissioner

**Brad Flodin**, VP Relationship Manager and Team Leader, Washington Trust Bank



**Gina Taruscio**

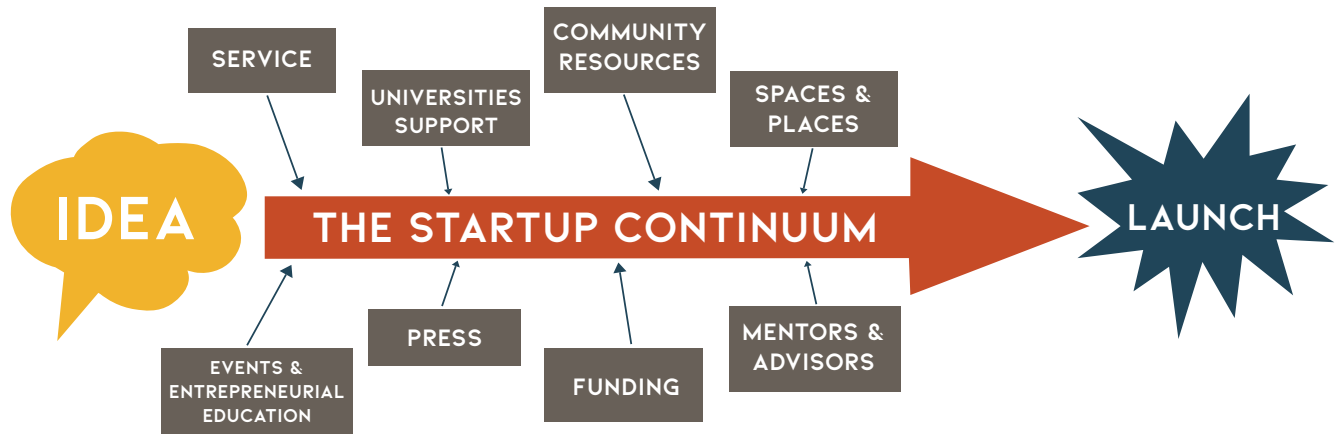
Executive Director

208-883-7151 • director@pepedo.org

www.pepedo.org

PO Box 9464 • 1006 Railroad St

Moscow ID 83843



### The Startup Continuum:

PEP has been working to 'map' our entrepreneurial ecosystem – and better support business in the region at whatever point in the start-up continuum they find themselves on! Latah County is resource-rich, and PEP wants to make the match between business and resources to help them grow and prosper!

<http://www.pepedo.org/ecosystem-map/>



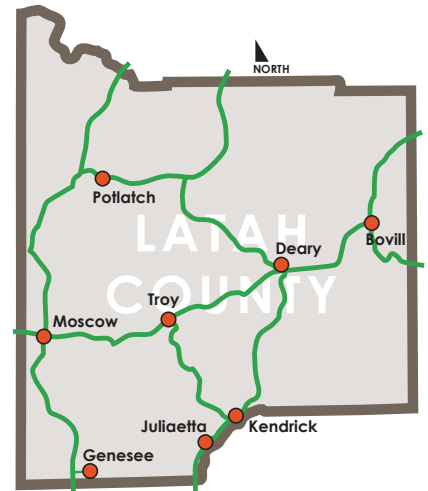
PEP has convened a group of approximately 30 local people and organizations in the

regional entrepreneurial ecosystem to determine what the current and future needs are for supporting entrepreneurship as an important and integral part of the regional economy.

PEP, following the model created by StartUp Spokane <http://startupsokane.com/>, acts as the 'hub' of the wheel of entrepreneurial resources – to help connect business needs with existing resources, and to identify gaps in the resource pool as we build out the start-up continuum.

### PEP Service Area

PEP works to give communities in Latah County a strong, informative website. Go to [www.pepedo.org](http://www.pepedo.org) for more information on all the communities shown on the map.



PEP has partnered with Economic Modeling Specialists Incorporated, Emsi, to develop

comprehensive, data-filled websites for each Latah County city. PEP and Emsi work to bring site selectors and businesses alike the most up-to-date information so that they can make informed decisions. Latah County is open for business!

## Collaborations:

### TAC team:

PEP works closely with a small, agile, responsive Tactical Team. Comprised of representatives from the City, the County, the Chamber of Commerce and the commercial realty industry, this team serves Latah County at the speed of business.

### FSR Partnership:

Formed early in PEP's existence, a partnership with First Step Internet has played a crucial role in not only the development of the PEP website, but also websites for eight incorporated cities within Latah

County. Each website contains information pertinent to businesses looking to locate in these areas, as well as residents seeking resources.

### Economic Modeling Specialists Incorporated-Emsi:

PEP relies on data-driven decisions for Latah county businesses. Emsi brings real-time economic data to PEP to help support businesses located in Latah county as well as businesses looking to relocate to Latah county. Emsi data underlies everything that PEP does.